

THE BOLD NEW AGE







ALL-NEW ISUZU

D-MAX

DOUBLE CAB SPECIFICATIONS - RIGHT HAND DRIVE
Introducing the All-New ISUZU D-MAX. Our Boldest Pick-up yet.

MODEL SHOWN: D-MAX 3.0 Ddi DOUBLE CAB 4X4 LSE

www.isuzu.co.za    

ISUZU

With you, for the long run

ISUZU'S legendary commitment to excellence, combined with the latest in cutting-edge technology, has produced a truly exceptional addition to its range – the all-new ISUZU D-MAX.

Whether your next adventure is pleasure or business, the new ISUZU D-MAX Double Cab ticks all the boxes. It's the ideal partner for weekend off-roading, road-tripping family holidays or navigating the concrete jungle.



MODEL SHOWN: D-MAX 3.0 Ddi DOUBLE CAB 4X4 LSE

ALL-NEW ISUZU
D-MAX

ISUZU D-MAX DOUBLE CAB SPECIFICATIONS

MODELS	D-MAX 1.9 Ddi 4X4 L RHD	D-MAX 1.9 Ddi 4X4 LS RHD	D-MAX 1.9 Ddi 4X4 LS A/T RHD	D-MAX 3.0 Ddi 4X4 LSE A/T RHD
ENGINE				
Engine Code	RZ4E-MID	RZ4E-MID	RZ4E-MID	4JJ3
Displacement (cc)	1 898	1 898	1 898	2 999
No. of Cylinders	4	4	4	4
Compression Ratio	16.5:1	16.5:1	16.5:1	16.3:1
Bore X Stroke (mm)	80 X 94.4	80 X 94.4	80 X 94.4	95.4 X 104.9
No. of Valves	16	16	16	16
Power (kW) @ r/min	110 @ 3 600	110 @ 3 600	110 @ 3 600	140 @ 3 600
Torque (nm) @ r/min	350 @ 1 800 – 2 600	350 @ 1 800 – 2 600	350 @ 1 800 – 2 600	450 @ 1 600 – 2 600
Turbocharger	Standard	Standard	Standard	Standard
800 mm Water Depth Protection	Standard	Standard	Standard	Standard
Pre-Air Cleaner	Standard	Standard	Standard	Standard
ACG (90 A)	Standard	Standard	Standard	Standard
ACG with with Intelligent Battery System (IBS)	Standard	Standard	Standard	Standard
Intercooler	Standard	Standard	Standard	Standard

FUEL CONSUMPTION ¹				
Combined Cycle (Litres/100 km)	-	-	-	-
Combined CO ₂ Emissions (g/km)	-	-	-	-
Fuel Type	Diesel	Diesel	Diesel	Diesel

TRANSMISSION				
Transmission Type	6-Speed Manual	6-Speed Manual	6-Speed Automatic	6-Speed Automatic
Gear Ratio: 1st	4.942	4.942	3.600	3.600
Gear Ratio: 2nd	2.686	2.686	2.090	2.090
Gear Ratio: 3rd	1.527	1.527	1.488	1.488
Gear Ratio: 4th	1.000	1.000	1.000	1.000
Gear Ratio: 5th	0.749	0.749	0.687	0.687
Gear Ratio: 6th	0.634	0.634	0.580	0.580
Gear Ratio: Reverse	4.597	4.597	3.732	3.732
4WD Selector	Standard	Standard	Standard	Standard
Low Range Ratio	2.482	2.482	2.482	2.482

FRONT DIFFERENTIAL				
Shift on the Fly up to 100 km / hour	Standard	Standard	Standard	Standard
Axle Ratio: Final Drive	4.1	4.1	4.1	3.727

REAR DIFFERENTIAL				
Differential Lock	Standard	Standard	-	Standard
Axle Ratio: Final Drive	4.1	4.1	4.1	3.727

CHASSIS DESIGN				
Front Wheel Suspension	Coil Over Shock	Coil Over Shock	Coil Over Shock	Coil Over Shock
Rear Wheel Suspension	Leaf Spring Overslung	Leaf Spring Overslung	Leaf Spring Overslung	Leaf Spring Overslung
Shock Absorbers	Twintube Gas Pressurised	Twintube Gas Pressurised	Twintube Gas Pressurised	Twintube Gas Pressurised
Suspension	High-Ride	High-Ride	High-Ride	High-Ride
Skid Plate Guard Front	Standard	Standard	Standard	Standard
Skid Plate Guard Rear	Standard	Standard	Standard	Standard
Transfer Case Guard	Standard	Standard	Standard	Standard
Oil Pan Guard	Standard	Standard	Standard	Standard

MODELS	D-MAX 1.9 Ddi 4X4 L RHD	D-MAX 1.9 Ddi 4X4 LS RHD	D-MAX 1.9 Ddi 4X4 LS A/T RHD	D-MAX 3.0 Ddi 4X4 LSE A/T RHD
WHEELS & TYRES				
Tyre Size	255 / 65 R 17 AT	255 / 65 R 17 AT	255 / 65 R 17 AT	265 / 60 R 18 AT
Wheels Size / Type	17" X 7.0J-33 Steel	17" X 7.0J-33 Alloy	17" X 7.0J-33 Alloy	18" X 7.5J-33 Alloy
Spare Wheel Size / Type	17" X 7.0J-33 Steel	17" X 7.0J-33 Steel	17" X 7.0J-33 Steel	18" X 7.5J-33 Alloy
Turning Circle: Curb-to-Curb (m)	12.5	12.5	12.5	12.5
Tyre-Pressure Monitoring Sensor	-	-	-	Standard

DIMENSIONS				
Length (mm)	5 265	5 265	5 265	5 333
Width (mm)	1 870	1 870	1 870	1 870
Height (mm)	1 805	1 805	1 805	1 810
Wheelbase (mm)	3 125	3 125	3 125	3 125
Front / Rear Track (mm)	1 570 / 1 570	1 570 / 1 570	1 570 / 1 570	1 570 / 1 570
Rear Overhang (mm)	1 250	1 250	1 250	1 318
Ground Clearance (mm)	227	227	227	232
Loadbox Length (mm)	1 495	1 495	1 495	1 495
Loadbox Width (mm)	1 530	1 530	1 530	1 530
Loadbox Depth (mm)	490	490	490	490
Approach Angle (°)	30	30	30	30
Departure Angle (°)	24	24	24	18
Breakover Angle (°)	22.5	22.5	22.5	22.5
Wading Depth (mm)	800	800	800	800

MASS / CAPACITY				
Gross Axle Mass – Front (GA1) (kg)	1 450	1 450	1 450	1 450
Gross Axle Mass – Rear (GA2) (kg)	1 910	1 910	1 910	1 910
Gross Vehicle Mass (GVM) (kg)	3 100	3 100	3 100	3 100
Gross Combined Mass (GCM) (kg)	5 000	5 000	5 000	6 000
Tare Mass (kg)	1 910	1 910	1 935	2 050
Payload (kg)	1 130	1 130	1 105	990
Towing Capacity (kg): Unbraked Trailer ²	-	-	-	-
Towing Capacity / Rating (kg): Braked Trailer ²	-	-	-	-
Fuel Tank Capacity (Litres)	76	76	76	76

LOADBOX FEATURES				
Tiedown Brackets in Loadbox for Load Restraint	4	4	4	4
Rope Hooks on Loadbox Side	-	-	-	-

SAFETY FEATURES				
Anti-Lock Braking System (ABS)	Standard	Standard	Standard	Standard
Electronic Brake-Force Distribution (EBD)	Standard	Standard	Standard	Standard
Brake-Assist System (BAS)	Standard	Standard	Standard	Standard
Electronic Stability Control (ESC) with Traction Control	Standard	Standard	Standard	Standard
Hill-Start Assist (HSA)	Standard	Standard	Standard	Standard
Hill Descent Control (HDC)	Standard	Standard	Standard	Standard
Trailer Sway Control	Standard	Standard	Standard	Standard
Brake Override Accelerator (BOA)	Standard	Standard	Standard	Standard

MODELS	D-MAX 1.9 Ddi 4X4 L RHD	D-MAX 1.9 Ddi 4X4 LS RHD	D-MAX 1.9 Ddi 4X4 LS A/T RHD	D-MAX 3.0 Ddi 4X4 LSE A/T RHD
SAFETY FEATURES				
Cruise Control	-	Standard	Standard	Standard
Height-Adjustable 3-point Front Seatbelts	Standard	Standard	Standard	Standard
Front Seat Centre Lap Belt (2 Point)	-	-	-	-
Seatbelt Pre-Tensioners	Standard	Standard	Standard	Standard
Fixed 3-point Rear Seatbelts	Standard	Standard	Standard	Standard
Seatbelt Reminder	Driver and Passenger	Driver and Passenger	Driver and Passenger	Driver and Passenger
Occupant Detection Sensor	Passenger	Passenger	Passenger	Passenger
Driver and Passenger Airbags	Standard	Standard	Standard	Standard
Front Seat Side Airbags	-	Standard	Standard	Standard
Curtain Airbags	-	Standard	Standard	Standard
Knee Airbag	-	Driver	Driver	Driver
Side-Impact Protection Bars	Standard	Standard	Standard	Standard
Collapsible Steering Column	Standard	Standard	Standard	Standard
Speed-Sensitive Door Lock	Standard	Standard	Standard	Standard
ISOFIX Child Seat Attachment	Standard with Top Tether	Standard with Top Tether	Standard with Top Tether	Standard with Top Tether
Parking Distance Sensors	-	Rear	Rear	Front and Rear
Rear-View Camera	-	Standard	Standard	Standard
Warning Triangle Kit	Standard	Standard	Standard	Standard
Emergency Stop Signal	Standard	Standard	Standard	Standard
Blind-Spot Monitor	-	-	-	Standard
Rear Cross-Traffic Alert	-	-	-	Standard
Rear Radar	-	-	-	Standard

SECURITY FEATURES				
Manual Door Locks	-	-	-	-
Remote-Controlled Central Locking	Standard	Standard	Standard	-
Remote Keyless Entry	Standard	Standard	Standard	-
Passive Entry Start System (PESS)	-	-	-	Standard
Child-Proof Rear Door Locks	Standard	Standard	Standard	Standard
Anti-Theft Alarm System	Standard	Standard	Standard	Standard
Ultrasonic Alarm	-	Standard	Standard	Standard
Transponder Immobiliser System	Standard	Standard	Standard	Standard
Selectable Door Unlock	Standard	Standard	Standard	Standard
Walk-Away Auto Door Lock	-	-	-	Standard

INTERIOR / EXTERIOR LIGHTING				
Front Reading Lamps	-	Standard	Standard	Standard
Interior Courtesy Lamps	Standard	Standard	Standard	Standard
Illuminated Entry	Standard	Standard	Standard	Standard
Front Fog Lamps	-	Standard	Standard	Standard / LED
Daytime Running Lights (DRL)	-	Halogen	Halogen	LED
Headlamps	Halogen	Halogen	Halogen	LED
Headlamp Levelling	-	Manual	Manual	Automatic
Headlamps 'ON' Warning Buzzer	Standard	Standard	Standard	Standard
Automatic On/Off Headlamp	-	-	-	Standard
Turn Indicator Lamp on Door	Standard	-	-	-
Rear Tail Lamps - Combination	Bulb	Bulb	Bulb	LED
High-Mounted Centre Stop Lamp	Standard	Standard	Standard	Standard
Rear Fog Lamps	-	-	-	Standard
Follow-Me-Home Headlamps	Standard	Standard	Standard	Standard

MODELS	D-MAX 1.9 Ddi 4X4 L RHD	D-MAX 1.9 Ddi 4X4 LS RHD	D-MAX 1.9 Ddi 4X4 LS A/T RHD	D-MAX 3.0 Ddi 4X4 LSE A/T RHD
EXTERIOR FEATURES				
Front Wiper	Variable Intermittent	Variable Intermittent	Variable Intermittent	Auto / Rain Sensing
Radiator Grille	Grey	Metallic Grey	Metallic Grey	Chrome
Front Bumper	Painted Black	Body Colour	Body Colour	Body Colour
Rear Bumper	Painted Black	Body Colour	Body Colour	Body Colour
Towbar	Optional (2.1T)	Optional (2.1T)	Optional (2.1)	Standard (3.5T)
Exterior Door Handle	Black	Body Colour	Body Colour	Chrome
Exterior Mirror	Black, Power Adjustment, Manul Fold	Body Colour, Power Adjustment and Manual Folding, Side Indicator	Body Colour, Power Adjustment and Manual Folding, Side Indicator	Chrome, Power Adjustment and Folding, Heated, Side Indicator
B-Pillar Blackout	-	-	-	Standard
Roof Rails	-	-	-	Standard
Sports Bar	-	-	-	-
Side-Steps	-	Standard Black	Standard Black	Standard - Black
Mudflaps	Front and Rear	Front and Rear	Front and Rear	Front and Rear
Tailgate Handle	Black	Body Colour	Body Colour	Chrome
Cab Protector	Standard	Standard	Standard	Standard

INTERIOR FEATURES				
Power-Assisted Steering (PAS)	Hydraulic	Hydraulic	Hydraulic	Hydraulic
Air-Conditioner	Manual	Manual	Manual	Automatic Dual Zone
Pollen Filter	Standard	Standard	Standard	Standard
Inside Rear-View Mirror	Day / Night	Day / Night	Day / Night	Day / Night
Sunvisor	Driver with Ticket Holder, Passenger with Vanity Mirror	Driver with Ticket Holder, Passenger with Vanity Mirror	Driver with Ticket Holder, Passenger with Vanity Mirror	Driver and Passenger with Vanity Mirror Light
Overhead Console with Map Lamps (x2) and Sunglasses Holder	-	Standard	Standard	Standard
Digital Clock	Standard	Standard	Standard	Standard
Cruise Control	-	Standard	Standard	Standard
Multi-Information Display (MID)	-	Standard	Standard	Standard
Dashboard Illumination Control	Standard	Standard	Standard	Standard
Power Socket - Auxiliary 12V IP Mounted	1	1	1	1
Cigarette Lighter without Illumination	Standard	Standard	Standard	Standard
Lockable Glove Box	Standard	Standard	Standard	Standard
Utility Box on Glove Box	Standard	Standard, High Type	Standard, High Type	Standard - High Type
Steering Column Adjustment	Tilt and Telescopic	Tilt and Telescopic	Tilt and Telescopic	Tilt and Telescopic
Steering Wheel Trim	Urethane	Leather	Leather	Leather
Steering Wheel Multi-Functional Controls	Audio Controls	Audio and Auto Cruise	Audio and Auto Cruise	Audio and Auto Cruise
Gear Shift Trim	Urethane	Urethane	Urethane	Leather with Decorate
Front Seat Configuration	Bucket Seats (x2)	Bucket Seats (x2)	Bucket Seats (x2)	Bucket Seats (x2)
Rear Seat Configuration	60:40-Split Bench Cushion	60:40-Split Bench Cushion	60:40-Split Bench Cushion	60:40-Split Bench Cushion
Seat Trim	Cloth	Cloth	Cloth	Cloth
Seat Adjustment	6-Way Manual Driver	6-Way Manual Driver	6-Way Manual Driver	6-Way Manual Driver
Storage Pockets behind Front Seats	-	Standard	Standard	Standard
Door Trim with Storage Pockets and Integrated Cupholders	Standard	Standard	Standard	Standard
Interior Door Release Handle	Black	Silver	Silver	Chrome
Interior Trim Colours	Pale Grey Upper / Black Lower	Pale Grey Upper / Black Lower	Pale Grey Upper / Black Lower	Pale Grey Upper / Black Lower
A-pillar Assist Grip, Driver and Passenger	Standard	Standard	Standard	Standard
Roof-Mounted Assist Grips	Passengers	Driver and Passengers	Driver and Passengers	Driver and Passengers

MODELS	D-MAX 1.9 Ddi 4X4 L RHD	D-MAX 1.9 Ddi 4X4 LS RHD	D-MAX 1.9 Ddi 4X4 LS A/T RHD	D-MAX 3.0 Ddi 4X4 LSE A/T RHD
INTERIOR FEATURES				
Floor Trim	Carpet with Heel Pad and Tibia Pad	Carpet with Heel Pad and Tibia Pad	Carpet with Heel Pad and Tibia Pad	Carpet with Heel Pad and Tibia Pad
Floor Tunnel Console with Integrated Cupholder	Standard	Standard	Standard	Standard
Centre Console Storage Box with Lid	Standard	Standard	Standard	Standard with Soft Touch Finish
Driver Footrest	Standard	Standard	Standard	Standard
Rear Heater Duct	Standard	Standard	Standard	-
Rear Ventilation Duct	-	-	-	Standard
Storage Box	-	-	-	-
Window Operation	Power Front and Rear with Driver One Touch, Jam Protection	Power Front and Rear with Driver One Touch, Jam Protection	Power Front and Rear with Driver One Touch, Jam Protection	Power Front and Rear with Driver One Touch, Jam Protection
Rear Window	Fixed without Defogger	Fixed without Defogger	Fixed without Defogger	Fixed with Defogger
Fuel Flap Remote Opener	Standard	Standard	Standard	Standard
Ventilator Grille with Shutter (Fin Shut)	Standard	Standard	Standard	Standard

INFOTAINMENT				
Audio System	AM/FM Radio, CD Player, USB, Clock, Bluetooth® - Audio Streaming and Handsfree Phone	AM/FM Radio, 7" Touchscreen, Bluetooth® - Audio Streaming, Apple CarPlay® and Android Auto®, Wi-Fi and Handsfree Phone	AM/FM Radio, 7" Touchscreen, Bluetooth® - Audio Streaming, Apple CarPlay® and Android Auto®, Wi-Fi and Handsfree Phone	AM/FM Radio, 9" Touchscreen, Bluetooth® - Audio Streaming, Apple CarPlay® and Android Auto®, Wi-Fi and Handsfree Phone
USB Port (Music Playback & Device Link)	Standard	Standard	Standard	Standard
USB Charge Port	-	Rear	Rear	Rear
Speakers	4	6	6	8
Antenna	Standard	Standard	Standard	Standard

OPTIONS				
17" Alloy Wheel	Available	-	-	-
18" Alloy Wheel & 265 / 60 R18 Tyre (All Terrain)	-	Available	Available	-
18" Alloy Wheel & 265 / 60 R18 Tyre (H/T Terrain)	-	Available	Available	Available
Differential Lock	-	-	Available	-
Hub Cap Steel Wheel	-	-	-	-
Hub Cap Alloy Wheel	Available	-	-	-
Spare Tyre Steel	-	-	-	-
Spare Tyre Alloy	-	Available	Available	-
Sports Bar - Black	Available	Available	Available	-
Sports Bar - Chrome	Available	Available	Available	Available
Rear Sliding Window	Available	Available	Available	Available
Leather Seat with Manual Adjustment	-	Available	Available	Available

WARRANTY / SERVICE INTERVALS				
Warranty and Roadside Assistance	3 Years / 100 000 km	3 Years / 100 000 km	3 Years / 100 000 km	3 Years / 100 000 km
Anti-Corrosion Warranty	3 Years / Unlimited km	3 Years / Unlimited km	3 Years / Unlimited km	3 Years / Unlimited km
Service Plan	-	-	-	-
Service Intervals	10 000 km / 15 000 km	10 000 km / 15 000 km	10 000 km / 15 000 km	10 000 km / 15 000 km



D-MAX L

The D-MAX L trim level comes with the same features as the Standard level, but also includes the following additional specifications.

INTERIOR

Manual 6-Way Adjustable Cloth Seat with Integrated Headrest, Carpet Floor Trim with Heel Pad & Tibia Pad, Driver & Passenger Sunvisor with Passenger Vanity Mirror, Urethane Steering Wheel with Audio Controls, Power Windows with Driver Auto Up/Down and Jam Protection.

EXTERIOR

17" Steel Wheels, Black Outside Rear-View Mirror with Power Adjust, Full Centre Floor Console with Lid.


SAFETY

Anti-Theft Alarm, ISOFIX Child Seat Anchorage with Top Tether, Power Door Lock with Remote Keyless Entry & Speed Sensing Door lock.

PERFORMANCE

Available with a 1.9 Litre Turbo Diesel Engine mated with 6-Speed Manual or 6-Speed Automatic Transmissions and 4X2 or 4X4 Drive Configurations.

Standard, L, LS & LSE trims are available in these stunning colours:



SUMMIT WHITE



PEPPER DUST



BLACK MEETS KETTLE



PULL ME OVER RED



SWITCHBLADE SILVER



BLUE ME AWAY



SON OF A GUN GREY

¹ Fuel Economy and CO₂ data as per ECE R101 / SANS 20101 regulation. Note that the actual fuel consumption will depend on many factors, including the driver's driving habits, prevailing conditions and the vehicle's equipment, condition and use.

² Towing capacity subject to South African Road Traffic Act. The weight of the towing vehicle including trailer towball load must not exceed the Gross Vehicle Mass (GVM). The combined weight of the fully loaded vehicle and trailer must not exceed the Gross Combination Mass (GCM). Maximum individual axle loads (GA1 and GA2) must not be exceeded (e.g.: if a 3.0L Diesel is towing 3 500 kg, its maximum Vehicle mass is 2 500 kg in order to be within GCM).



Front Seats

Manual 6-Way Adjustable Cloth Seat



Image shown is for trim-level reference only.



Front Seats

Manual 6-Way Adjustable Cloth Seat



D-MAX LS

The D-MAX LS trim level comes with the same features as the L level, but also includes the following additional specifications:

INTERIOR

Leather Steering Wheel with Audio & Cruise Controls, Manual 6-Way Adjustable Cloth Seat with Separate Headrest, Overhead Console with Map Lamps and Sunglasses Holder.

EXTERIOR

17" Alloy Wheels, Halogen Front Fog Lamps, Halogen Headlamps with Manual Levelling, Halogen Daytime Running Lights, Body Colour Outside Rear-View Mirror with Power Adjust & Turn Signal, Body Colour Exterior Door Handles, Body Colour Front & Rear Bumpers, Medium Grey Metallic Radiator Grille, Black Side-Steps.



Image shown is for trim-level reference only.

TECH

7" AM/FM Radio with Bluetooth®, USB, Wi-Fi, 6 Speakers, Auto Cruise Control, Rear Park Assist, Rear-View Camera, Rear USB Charge Port (Double Cab)

SAFETY

Airbags: Driver, Passenger, Seat Side, Curtain & Driver Knee. Ultrasonic Alarm.

PERFORMANCE

Available with 1.9 Litre & 3.0 Litre Turbo Diesel Engines mated with 6-Speed Manual or 6-Speed Automatic Transmissions and 4X2 or 4X4 Drive Configurations, Differential Lock (4X4).



Image shown is for trim-level reference only.



Specifications in black have been added to the new D-MAX.

D-MAX LSE

The D-MAX LSE trim level comes with the same features as the LS level, but also includes the following additional specifications:

INTERIOR

Manual 6-Way Adjustable Cloth Seat with Separate Headrest & Manual Lumbar Support, Driver & Passenger Sunvisor with Illuminated Vanity Mirror, Leather Gear Shift Lever, Dual-Zone Automatic Air Conditioner, Fixed Rear Window with Defogger, Full Centre Floor Console with Soft Pad Lid.

EXTERIOR

18" Alloy Wheels, LED Front Fog Lamps, LED Daytime Running Lights, LED Headlamps with Automatic Levelling, Auto On/Off, LED Tail Lamps with Rear Fog Lamps, Chrome Outside Rear-View Mirror with Power Adjust & Fold, Heated and with Turn Signal, B-Pillar Blackout (Double Cab), Chrome Exterior Door Handles, Chrome Radiator Grille, Roof Rails (Double Cab), 3.5T Towbar, Chrome Tubular Sports Bar.



TECH

9" AM/FM Radio, Bluetooth®, USB, Wi-Fi, 8 Speakers, Auto Rain Sensing Wipers, Front & Rear Park Assist, Passive Entry Start System, Tyre Pressure Monitoring System (Inflation Detection).

IDAS SAFETY FEATURES

Blind-Spot Monitor, Rear Cross-Traffic Alert, Rear Radar.

PERFORMANCE

Available with a 3.0 Litre Turbo Diesel Engine mated with 6-Speed Automatic Transmission and 4X2 or 4X4 Drive Configurations, Differential Lock.







Specifications in black have been added to the new D-MAX.



South Africa is a beautiful and unique country, and exploring it takes more than just a vehicle and driver's licence. If you are considering purchasing a lifestyle vehicle, come and experience a day at our ISUZU DRIVING ACADEMY to assist in your selection.

We will teach you to conquer the extraordinary, the exciting and the hazardous.

- One-day 4X4 Off-Road
- Two-day Advanced 4X4 Off-Road
- Defensive Advanced On-Road
- Truck Training
- Corporate, Team Building and Year-end Events

www.isuzu.co.za    

ISUZU
With you, for the long run

Disclaimer: The information contained in this document was accurate at the time of going to print in May 2022. Specifications and equipment are subject to change without prior notice. Some illustrations in this document feature special equipment that is not included in standard delivery, and can be purchased at an additional cost. Vehicles may differ from images shown. Printed colours may vary from actual. Errors and omissions excepted. Terms and conditions apply. Please contact your ISUZU retailer for exact information.