

THE BOLD NEW AGE







ALL-NEW ISUZU

D-MAX

SINGLE CAB SPECIFICATIONS - LEFT HAND DRIVE

Introducing the All-New ISUZU D-MAX. Our Boldest Pick-up yet.

MODEL SHOWN: D-MAX 1.9 Ddi SINGLE CAB 4X4 L

www.isuzu.co.za    

ISUZU

With you, for the long run

ISUZU'S legendary commitment to excellence, combined with the latest in cutting-edge technology, has produced a truly exceptional addition to its range – the all-new ISUZU D-MAX.

Rugged, reliable and always ready to get the job done, ISUZU's new D-MAX Single Cab pick-ups are the ultimate workhorses. The perfect partners for your business.



MODEL SHOWN: D-MAX 1.9 Ddi SINGLE CAB 4X4 L

ISUZU D-MAX SINGLE CAB SPECIFICATIONS

MODELS	D-MAX 1.9 Ddi 4X4 L LHD	D-MAX 1.9 Ddi 4X4 L A/T LHD
ENGINE		
Engine Code	RZ4E-MID	RZ4E-MID
Displacement (cc)	1 898	1 898
No. of Cylinders	4	4
Compression Ratio	16.5:1	16.5:1
Bore X Stroke (mm)	80 X 94.4	80 X 94.4
No. of Valves	16	16
Power (kW) @ r/min	110 @ 3 600	110 @ 3 600
Torque (nm) @ r/min	350 @ 1 800 – 2 600	350 @ 1 800 – 2 600
Turbocharger	Standard	Standard
800 mm Water Depth Protection	Standard	Standard
Pre-Air Cleaner	Standard	Standard
ACG (90 A)	Standard	Standard
ACG with Intelligent Battery System (IBS)	Standard	Standard
Intercooler	Standard	Standard

FUEL CONSUMPTION ¹		
Combined Cycle (Litres/100 km)	-	-
Combined CO ₂ Emissions (g/km)	-	-
Fuel Type	Diesel	Diesel

TRANSMISSION		
Transmission Type	6-Speed Manual	6-Speed Automatic
Gear Ratio: 1st	4.942	3.600
Gear Ratio: 2nd	2.686	2.090
Gear Ratio: 3rd	1.527	1.488
Gear Ratio: 4th	1.000	1.000
Gear Ratio: 5th	0.749	0.687
Gear Ratio: 6th	0.634	0.580
Gear Ratio: Reverse	4.597	3.732
4WD Selector	Standard	Standard
Low Range Ratio	2.482	2.482

FRONT DIFFERENTIAL		
Shift on the Fly up to 100 km / hour	Standard	Standard
Axle Ratio: Final Drive	4.1	4.1

REAR DIFFERENTIAL		
Differential Lock	Standard	Standard
Axle Ratio: Final Drive	4.1	4.1

CHASSIS DESIGN		
Front Wheel Suspension	Coil Over Shock	Coil Over Shock
Rear Wheel Suspension	Leaf Spring Overslung	Leaf Spring Overslung
Shock Absorbers	Twintube Gas Pressurised	Twintube Gas Pressurised
Suspension	High-Ride	High-Ride
Skid Plate Guard Front	Standard	Standard
Skid Plate Guard Rear	Standard	Standard
Transfer Case Guard	Standard	Standard
Oil Pan Guard	Standard	Standard

MODELS	D-MAX 1.9 Ddi 4X4 L LHD	D-MAX 1.9 Ddi 4X4 L A/T LHD
WHEELS & TYRES		
Tyre Size	255 / 65 R 17 AT	255 / 65 R 17 AT
Wheels Size / Type	17" X 7.0J-33 Steel	17" X 7.0J-33 Steel
Spare Wheel Size / Type	17" X 7.0J-33 Steel	17" X 7.0J-33 Steel
Turning Circle (m)	12.5	12.5
Tyre-Pressure Monitoring Sensor	-	-

DIMENSIONS		
Length (mm)	5 325	5 325
Width (mm)	1 870	1 870
Height (mm)	1 780	1 780
Wheelbase (mm)	3 125	3 125
Front / Rear Track (mm)	1 570 / 1 570	1 570 / 1 570
Rear Overhang (mm)	1 310	1 310
Ground Clearance (mm)	227	227
Loadbox Length (mm)	2 330	2 330
Loadbox Width (mm)	1 590	1 590
Loadbox Depth (mm)	465	465
Approach Angle (°)	30	30
Departure Angle (°)	24	24
Breakover Angle (°)	21.4	21.4
Wading Depth (mm)	800	800

MASS / CAPACITY		
Gross Axle Mass – Front (GA1) (kg)	1 450	1 450
Gross Axle Mass – Rear (GA2) (kg)	1 910	1 910
Gross Vehicle Mass (GVM) (kg)	3 100	3 100
Gross Combined Mass (GCM) (kg)	5 000	5 000
Tare Mass (kg)	1 810 ^{#1}	1 825
Payload (kg)	1 230 ^{#1}	1 215
Towing Capacity (kg): Unbraked Trailer ²	-	-
Towing Capacity / Rating (kg): Braked Trailer ²	-	-
Fuel Tank Capacity (Litres)	76	76

LOADBOX FEATURES		
Tiedown Brackets in Loadbox for Load Restraint	4	4
Rope Hooks on Loadbox Side	Standard	Standard

SAFETY FEATURES		
Anti-Lock Braking System (ABS)	Standard	Standard
Electronic Brake-Force Distribution (EBD)	Standard	Standard
Brake-Assist System (BAS)	Standard	Standard
Electronic Stability Control (ESC) with Traction Control	Standard	Standard
Hill-Start Assist (HSA)	Standard	Standard
Hill Descent Control (HDC)	Standard	Standard
Trailer Sway Control	Standard	Standard
Brake Override Accelerator (BOA)	Standard	Standard
Cruise Control	-	-
Height-Adjustable 3-point Front Seatbelts	Standard	Standard
Front Seat Centre Lap Belt (2 Point)	-	-
Seatbelt Pre-Tensioners	Standard	Standard
Fixed 3-Point Rear Seatbelts	-	-
Seatbelt Reminder	Driver and Passenger	Driver and Passenger

MODELS	D-MAX 1.9 Ddi 4X4 L LHD	D-MAX 1.9 Ddi 4X4 L A/T LHD
SAFETY FEATURES		
Occupant Detection Sensor	Passenger	Passenger
Driver and Passenger Airbags	Standard	Standard
Front Seat Side Airbags	-	-
Curtain Airbags	-	-
Knee Airbag	-	-
Far Side Airbag	-	-
Side-Impact Protection Bars	Standard	Standard
Collapsible Steering Column	Standard	Standard
Speed-Sensitive Door Lock	Standard	Standard
ISOFIX Child Seat Attachment	-	-
Parking Distance Sensors	-	-
Rear-View Camera	-	-
Warning Triangle Kit	Standard	Standard
Emergency Stop Signal	Standard	Standard

SECURITY FEATURES		
Manual Door Locks	-	-
Remote-Controlled Central Locking	Standard	Standard
Remote Keyless Entry	Standard	Standard
Passive Entry Start System (PESS)	-	-
Child-Proof Rear Door Locks	-	-
Anti-Theft Alarm System	Standard	Standard
Ultrasonic Alarm	-	-
Transponder Immobiliser System	Standard	Standard
Selectable Door Unlock	Standard	Standard
Walk-Away Auto Door Lock	-	-

INTERIOR / EXTERIOR LIGHTING		
Front Reading Lamps	-	-
Interior Courtesy Lamps	Standard	Standard
Illuminated Entry	Standard	Standard
Front Fog Lamps	-	-
Daytime Running Lights (DRL)	-	-
Headlamps	Halogen	Halogen
Headlamp Levelling	-	-
Headlamps 'ON' Warning Buzzer	Standard	Standard
Turn Indicator Lamp on Door	Standard	Standard
Rear Tail Lamps - Combination	Bulb	Bulb
High-Mounted Centre Stop Lamp	Standard	Standard
Follow-Me-Home Headlamps	Standard	Standard

EXTERIOR FEATURES		
Front Wiper	Variable Intermittent	Variable Intermittent
Radiator Grille	Grey	Grey
Front Bumper	Painted Black	Painted Black
Rear Bumper	Painted Black	Painted Black
Towbar	Optional (2.1T)	Optional (2.1T)
Exterior Door Handle	Black	Black
Exterior Mirror	Black, Power Adjustment, Manual Fold	Black, Power Adjustment, Manual Fold
B-Pillar Blackout	-	-
Roof Rails	-	-

MODELS	D-MAX 1.9 Ddi 4X4 L LHD	D-MAX 1.9 Ddi 4X4 L A/T LHD
EXTERIOR FEATURES		
Sports Bar	-	-
Side-Steps	-	-
Mudflaps	Front and Rear	Front and Rear
Tailgate Handle	Body Colour	Body Colour
Cab Protector	Standard	Standard

INTERIOR FEATURES		
Power-Assisted Steering (PAS)	Hydraulic	Hydraulic
Air-Conditioner	Manual	Manual
Pollen Filter	Standard	Standard
Inside Rear-View Mirror	Day / Night	Day / Night
Sunvisor	Driver with Ticket Holder, Passenger with Vanity Mirror	Driver with Ticket Holder, Passenger with Vanity Mirror
Overhead Console with Map Lamps (x2) and Sunglasses Holder	-	-
Digital Clock	Standard	Standard
Cruise Control	-	-
Multi-Information Display (MID)	-	-
Dashboard Illumination Control	Standard	Standard
Power Socket - Auxiliary 12V IP Mounted	1	1
Cigarette Lighter without Illumination	Standard	Standard
Lockable Glove Box	Standard	Standard
Utility Box on Glove Box	Standard	Standard
Steering Column Adjustment	Tilt and Telescopic	Tilt and Telescopic
Steering Wheel Trim	Urethane	Urethane
Steering Wheel Multi-Functional Controls	Audio Controls	Audio Controls
Gear Shift Trim	Urethane	Urethane
Front Seat Configuration	Bucket Seats (x2)	Bucket Seats (x2)
Rear Seat Configuration	-	-
Seat Trim	Cloth	Cloth
Seat Adjustment	6-Way Manual Driver	6-Way Manual Driver
Storage Pockets behind Front Seats	-	-
Door Trim with Storage Pockets and Integrated Cupholders	Standard	Standard
Interior Door Release Handle	Black	Black
Interior Trim Colours	Pale Grey Upper / Black Lower	Pale Grey Upper / Black Lower
A-Pillar Assist Grip, Driver and Passenger	Standard	Standard
Roof-Mounted Assist Grips	Passenger	Passenger
Floor Trim	Carpet with Heel Pad and Tibia Pad	Carpet with Heel Pad and Tibia Pad
Floor Tunnel Console with Integrated Cupholder	Standard	Standard
Centre Console Storage Box with Lid	Standard	Standard
Driver Footrest	Standard	Standard
Rear Heater Duct	-	-
Storage Box	-	-
Window Operation	Power Front with Driver One Touch, Jam Protection	Power Front with Driver One Touch, Jam Protection
Rear Window	Fixed without Defogger	Fixed without Defogger
Fuel Flap Remote Opener	Standard	Standard
Ventilator Grille with Shutter (fin shut)	Standard	Standard

1 Fuel Economy and CO₂ data as per ECE R101 / SANS 20101 regulation. Note that the actual fuel consumption will depend on many factors, including the driver's driving habits, prevailing conditions and the vehicle's equipment, condition and use.

2 Towing capacity subject to South African Road Traffic Act. The weight of the towing vehicle including trailer towball load must not exceed the Gross Vehicle Mass (GVM). The combined weight of the fully loaded vehicle and trailer must not exceed the Gross Combination Mass (GCM). Maximum individual axle loads (GA1 and GA2) must not be exceeded (e.g.: if a 3.0L Diesel is towing 3 500 kg, its maximum Vehicle mass is 2 500 kg in order to be within GCM).

MODELS	D-MAX 1.9 Ddi 4X4 L LHD	D-MAX 1.9 Ddi 4X4 L A/T LHD
INFOTAINMENT		
Audio System	AM/FM Radio, CD Player, USB, Clock, Bluetooth® – Audio Streaming and Handsfree Phone	AM/FM Radio, CD Player, USB, Clock, Bluetooth® – Audio Streaming and Handsfree Phone
USB Port (Music Playback and Device link)	Standard	Standard
Speakers	2	2
OPTIONS		
17" Alloy Wheel	Available	Available
18" Alloy Wheel and 265 / 60 R18 Tyre (All Terrain)	-	-
18" Alloy Wheel and 265 / 60 R18 Tyre (H/T Terrain)	-	-
Hub Cap Steel Wheel	-	-
Hub Cap Alloy Wheel	Available	Available
Spare Tyre Steel	-	-
Spare Tyre Alloy	-	-
Sports Bar – Black	-	-
Sports Bar – Chrome	-	-
Rear Sliding Window	-	-
Leather Seat with Manual Adjustment	-	-
WARRANTY / SERVICE INTERVALS		
Warranty and Roadside Assistance	3 Years / 100 000 km	3 Years / 100 000 km
Anti-Corrosion Warranty	3 Years / Unlimited km	3 Years / Unlimited km
Service Plan	-	-
Service Intervals	5 000 km	5 000 km



South Africa is a beautiful and unique country, and exploring it takes more than just a vehicle and driver's licence. If you are considering purchasing a lifestyle vehicle, come and experience a day at our ISUZU DRIVING ACADEMY to assist in your selection.


We will teach you to conquer the extraordinary, the exciting and the hazardous.

- One-day 4X4 Off-Road
- Two-day Advanced 4X4 Off-Road
- Defensive Advanced On-Road
- Truck Training
- Corporate, Team Building and Year-end Events

MODEL SHOWN: D-MAX 1.9 Ddi SINGLE CAB 4X4 L




Standard, L, LS & LSE trims are available in these stunning colours.



SUMMIT WHITE



PEPPER DUST



BLACK MEETS KETTLE



PULL ME OVER RED



SWITCHBLADE SILVER



BLUE ME AWAY



SON OF A GUN GREY

D-MAX STANDARD

The D-MAX Standard trim level comes with generous levels of spec. Herewith a summary of the noteworthy specifications:

INTERIOR

Manual 4-Way Adjustable Canvas Bench Seat with Standard Occupant Cushion Pad & Integrated Headrest (Single Cab), 4-Way Manual Canvas Bucket Seat with Large Occupant Cushion Pad & Integrated Headrest (Extended Cab), **Tilt & Telescopic Steering**, Urethane Steering Wheel & Gear Shift Lever, Day/Night Inside Rear View Mirror, Driver & Passenger Sunvisor, **Manual Aircon**, Short Floor Console with Tray (Extended Cab), Vinyl Floor Trim, Manual Door Locks, 12V Power Outlet.

EXTERIOR

16" Steel Wheels (Single Cab), Dark Grey Radiator Grille, **Variable Intermittent Front Wiper**, Black Exterior Door Handles.

Black Outside Rear-View Mirror with Manual Adjust, Bulb Rear Combination Lamps, Black Front Bumper, Black Rear Bumper (Extended Cab), Fixed Rear Window without Defogger, Front & Rear Mudflaps.

TECH

AM/FM Radio (2DIN) with CD Player, Bluetooth®, USB with 2 Speakers, Halogen Headlamps with Follow-Me-Home Headlamps.

SAFETY

Anti-Lock Braking System with Electronic Brake-Force Distribution & Brake-Assist System, Brake Override Accelerator, Electronic Stability Control with Hill-Start Assist, Hill Descent Control, Trailer Sway Control, Driver & Passenger Airbags, Centre High Mounted Stop Lamp with Emergency Stop Signal, Immobiliser, Lockable Glove Box.

PERFORMANCE

Available with a 1.9 Litre Turbo Diesel Engine mated with 6-Speed Manual Transmission and a 4X2 Drive Configuration. Hydraulic Power Steering and Differential Lock (Single Cab).

D-MAX L

The D-MAX L trim level comes with the same features as the Standard level, but also includes the following additional specifications.

INTERIOR

Manual 6-Way Adjustable Cloth Seat with Integrated Headrest, Carpet Floor Trim with Heel Pad & Tibia Pad, Driver & Passenger Sunvisor with Passenger Vanity Mirror, **Urethane Steering Wheel with Audio Controls**, Power Windows with Driver Auto Up/Down, Jam Protection and Timer.

EXTERIOR

17" Steel Wheels, Black Outside Rear-View Mirror with Power Adjust, Full Centre Floor Console with Lid.





SAFETY

Anti-Theft Alarm, ISOFIX Child Seat Anchorage with Top Tether, Power Door Lock with Remote Keyless Entry & Speed Sensing Door lock.

PERFORMANCE

Available with a 1.9 Litre Turbo Diesel Engine mated with 6-Speed Manual or 6-Speed Automatic Transmissions and 4X2 or 4X4 Drive Configurations.



www.isuzu.co.za    

ISUZU
With you, for the long run

Disclaimer: The information contained in this document was accurate at the time of going to print in May 2022. Specifications and equipment are subject to change without prior notice. Some illustrations in this document feature special equipment that is not included in standard delivery, and can be purchased at an additional cost. Vehicles may differ from images shown. Printed colours may vary from actual. Errors and omissions excepted. Terms and conditions apply. Please contact your ISUZU retailer for exact information.